

iWAREHOUSE GATEWAY®

“ It opens the door to a new level of visibility. ”

PUTTING COMMAND AND CONTROL AT YOUR FINGERTIPS.

The iWAREHOUSE GATEWAY web portal provides an enterprise-wide view of material handling equipment and assets, across multiple facilities and regions. Accessible 24/7 from any internet-enabled device, it can turn any desktop, laptop, tablet or smartphone into a management control center.


The iWAREHOUSE® fleet and warehouse optimization system transmits vehicle and operator data to the iWAREHOUSE GATEWAY, which provides modules of reports and trends including:

- » Operator daily checklist, completions and failures
- » Impact data for last seven days or year-over-year total
- » Recently triggered fault codes
- » Usage by vehicle or operator
- » Battery alerts with current vehicle location of the battery
- » Cost and repair analysis of maintenance performed

FEATURES/BENEFITS:

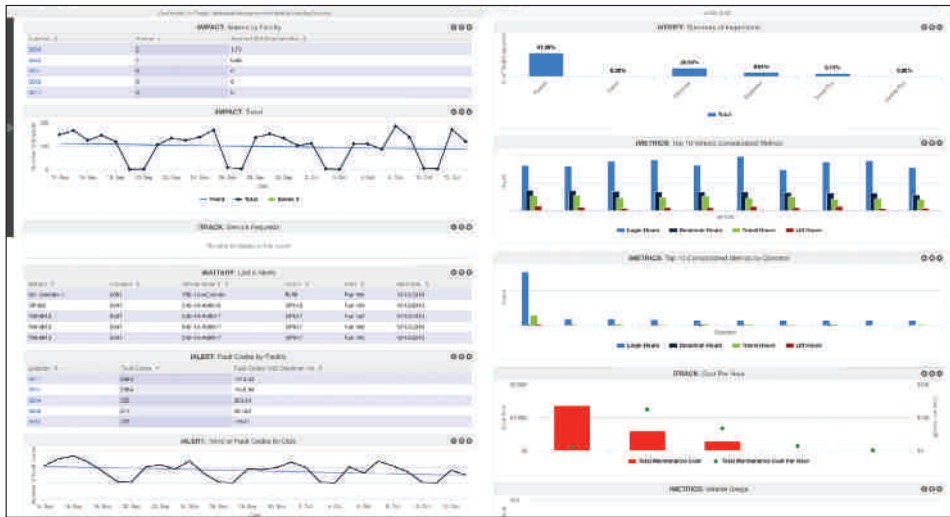
- » Displays data in graphical or text format to make it easy to identify and analyze information
- » Performs active click-through from high-level to detailed data
- » Identifies areas of concern, such as impacts, by operator, vehicle and location

- » Provides results of pre-operation checklists by operator or vehicle
- » Allows managers to track and analyze truck and operator utilization rates
- » Provides data for addressing maintenance issues
- » A professional services group stands ready to help with implementation and analyses in order to maximize the benefit of iWAREHOUSE and the GATEWAY



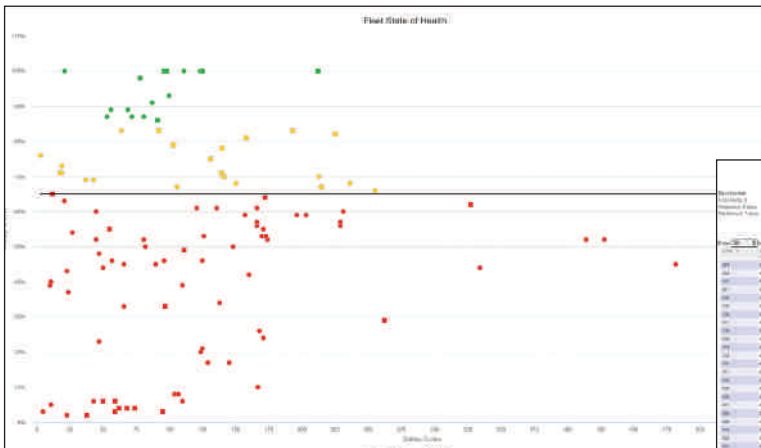
iWAREHOUSE GATEWAY

FACTS AND FIGURES



From the customizable dashboard, get critical information at a quick glance, including:

- » Operator daily checklist completions and failures
- » Impact data warnings and alarms by facility and impact trends
- » Recently triggered fault codes
- » Hour meter comparisons by vehicle or operator
- » Battery state alerts with current vehicle location of the battery



Data can be displayed in graphical and list (text) format for ease of identifying and analyzing critical information.

From the iVERIFY® module, see percent of successful checklist completions and those that logged an error. Drill down to see details of failed checklists, including the question and answer that prompted the error in the case of failed checklists.

