



8000 Series Pallet Trucks

The new definition
of dependability.



RAYMOND
Above. And beyond.®
www.raymondcorp.com

Meet the toughest pallet truck you can buy.

The *Raymond*® 8000 Series.

**You asked for the ultimate in toughness in a pallet truck.
The 8000 Series delivers.**

Pallet trucks take a pounding. Shift after shift, they're moving product. You can't afford equipment damage or downtime. You demand rugged, dependable pallet trucks. And Raymond responds with the new 8000 Series Pallet Trucks.

These trucks are packed with steel and strength. We're talking extra steel gusseting in the platform to protect major components. Thick steel pull rods, pins, castings, forks, and skid bars. A heavy duty, reinforced battery box. And a large, tough motor for robust performance.

In addition, you can make the most of this increased durability with the performance of our exclusive *ACR System*™. The *ACR System* uses Raymond's AC technology to deliver quicker acceleration, better control, and greater energy efficiency. Full performance is maintained even as the truck gets fully loaded. You'll get more work done per battery charge, and move more pallets per hour.

Operators prefer the 8000 Series. They like the faster acceleration, faster pick speeds and high torque. They like the specially designed control handle and grab bar, with a 12-degree angle to fit the natural position of the hand. They like the roomy, cushioned platform with convenient lean points that improve comfort and productivity. And with programmable settings, the truck's performance can be tailored to match the individual operator and application.

Lower cost of ownership.

Best of all, you can have all this toughness, durability and productivity at a lower cost of ownership than with other brands. The main reason is our reliable *ACR System*, which has

fewer parts than a DC system. That means less maintenance, fewer parts to stock, and fewer parts to wear out or service. Since AC is more energy-efficient than DC, you'll minimize downtime for battery charging and changing. And when maintenance is needed, the 8000 Series is designed for easy access and fast troubleshooting. So you'll be up and running in a hurry.



RAYMOND
Above. And beyond.®



Built to take a beating.



Steel gussets protect critical components.
Solid steel reinforcements guard against impact.

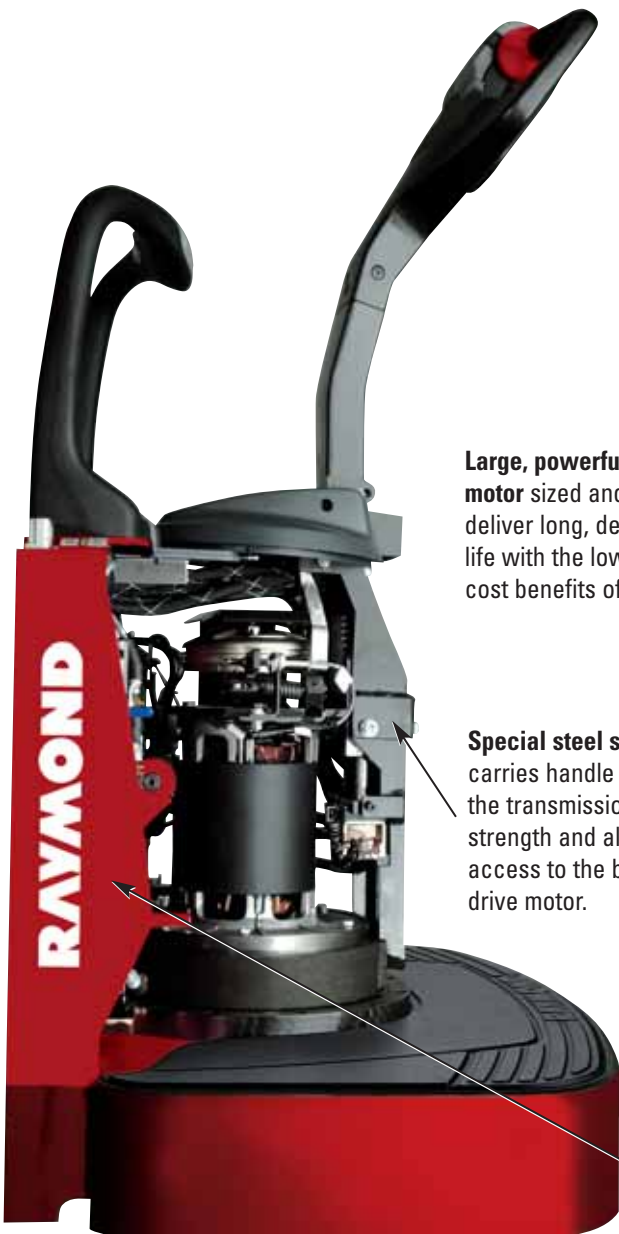
From top to bottom, the 8000 Series is designed for unmatched durability. You can count on these reliable workhorses to handle the most demanding applications. Just take a look at these rugged features.

Strong aluminum cover protects the control handle and critical electronic components.



Large, powerful AC drive motor sized and tested to deliver long, dependable life with the low operating cost benefits of AC power.

Special steel support carries handle loading to the transmission. This adds strength and allows easier access to the brake and drive motor.




Steel bulkhead wrapper adds strength and protects vital system components.



More durable, easier-to-maintain fork components

Heavy-duty pins and bushings plus strong trail fork castings can handle the heaviest loads, shift after shift.

*(Forks shown from
bottom side of unit.)*




Solid steel 2-inch diameter pull rods – stronger than push rods – provide added strength for the entire length of the forks. No areas are weakened by threaded rods.

50% bigger internal fork strengtheners and 50% thicker skid bars make our forks the toughest in the industry.

High-impact polymer cover



Rugged polymer cover won't bend, dent, fade or rust like metal covers. Snaps conveniently on and off for easy maintenance. And there are no catch points that could cause the cover to become damaged.



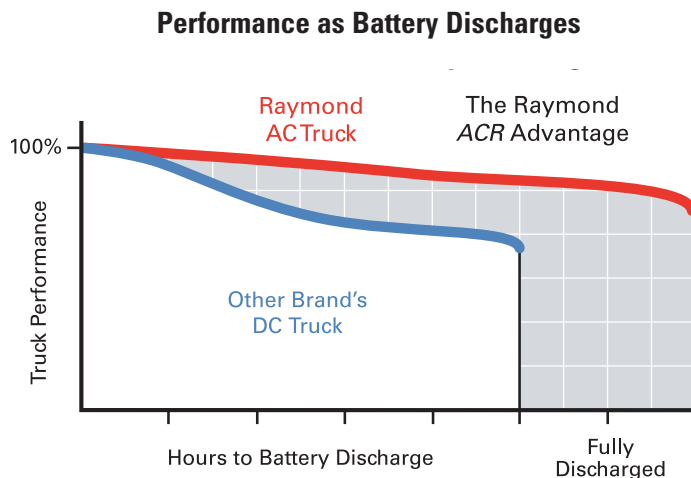
20% thicker battery box protects center section of truck with doubled welds and added gussets.

Get peak performance with our *ACR System*.

The new 8000 Series features our exclusive *ACR System* with reliable AC power for 24/7 performance. It gives your operators quicker acceleration and smoother direction changes to move more product faster. You'll also get superior energy efficiency and cost savings compared to DC-powered trucks. You can increase work done per battery charge, lower maintenance costs, and improve productivity.

Increase energy efficiency.

Fewer battery changes. AC motors deliver more runtime per battery charge. Unlike DC-powered trucks that lose performance as batteries discharge, *Raymond* AC-powered trucks maintain a high level of performance throughout the battery cycle.



10% higher operating efficiency than DC motors.

Our trucks equipped with the *ACR System* use fewer amps per cycle, so you'll save on batteries, chargers and downtime. And this superior energy efficiency means batteries last longer. That's especially important in cold storage applications.

Move more product.

Faster, smoother operation. AC technology maximizes efficiency by providing quicker acceleration and smoother direction changes than DC systems.

Instant response. Unlike DC motors that have a time delay when changing speed or direction, AC motors respond instantly to operator control inputs for acceleration, stops and direction changes. Operators get up to top speed faster, which saves time.

Result: more uptime and higher productivity.

With superior energy efficiency, fewer battery changes, faster acceleration and smoother handling, the 8000 Series with our *ACR System* makes your operation more productive.





Operators love it.

The comfortable, ergonomic design and naturally intuitive controls of the 8000 Series make it a favorite of operators.



Roomy operating compartment with 525 square inches of foot space, welcomes the driver with a low 9.5-inch step height, so there's less fatigue stepping up and

down. A thick, padded foot cushion and convenient lean points provide comfort throughout the shift.



Ergonomic control handle and the grab rail are angled at 12 degrees – perfectly placed for the natural position of the hand. Controls on other brands' trucks are straight across, causing an uncomfortable flex in the wrist.



Tactile, intuitive solid state controls. Whether riding or walking, the operator can use conveniently located, ergonomically designed twist grips or thumb wheels to more comfortably operate the truck. Control operation is intuitive – just twist the soft-touch grips forward to move forward, backward to move backward. The easy-to-read operator display is conveniently placed. And the horn, lower and lift buttons are just inches away.



Industry's best coast system. Raymond pioneered electronic coast control for floor-level picking efficiency. Our patented *CoastPRO*™ System can be activated with only one hand as compared to other brands' trucks, which require both hands to activate coast, or even require the operator to manually flip a lever, switch or plunger to activate and deactivate coast. On the 8000 Series, the operator also has a conveniently located, one-step trigger to jog the truck, compared to competitors' two-step systems.



Grab rail operating functions are within easy reach. That includes lift, lower, rabbit speed and horn. And you can depend on this grab rail for years of performance – it's been tested to over 1.5 million cycles.





Raymond's CoastPro™ system can be activated with only one hand, for faster order picking.



Operators will like the ability to "lock" their truck with the keypad.

Industry-leading travel and pick speeds.

Operators appreciate the programmable top-end travel speed of up to 9 mph, and unsurpassed pick speeds. The system includes a virtually

unlimited range of

performance settings to control speed and acceleration, optimizing control in tight quarters and speed in open areas. And the 8000 Series lets you program up to 10 operator skill levels – from slower speeds for new employees to faster speeds for more experienced operators. Performance can also be programmed to match specific applications. In addition, the keypad lets you store up to 10 different pass codes, so only authorized operators can use the truck.

Dual lift cylinders provide a four-point lift system for better loading stability, eliminating horizontal loading of lift cylinders.

Forks are designed for easy pallet entry and exit. Forks are tapered from 10 inches at the load wheels to 6 inches at the tips. The enclosed, extended tip allows smoother transition into and out of the pallet. Fork thickness is streamlined for better clearance. And the fork covering is extended over the skid bar for extra protection.



Some features shown are optional and available at additional cost.

Low, low ownership costs.

Now maintenance is easier than ever.

Here's a truck that virtually eliminates your biggest headache: excessive downtime.

More durable, easier-to-maintain fork components.

The tension bar is fully adjustable with eccentric pins, and contains no threaded areas that weaken the rod.

The solid steel bar is the same size and strength for its entire length. You can easily access the trail fork and pull rod without using a hammer, and you can easily change the pivot blocks if needed.


The 8000 Series features our exclusive *ACR System*, with fewer parts than a DC system. With AC motors there are no springs, no brushes, no commutators, no wearable parts. That means fewer parts to stock, fewer

parts to wear out or service, fewer hours for maintenance – and longer motor life. And since AC motors operate 10 percent more efficiently than DC motors, you'll save on batteries, chargers and downtime.

Annual Maintenance Comparison

DC Motors	AC Motors
Parts <ul style="list-style-type: none">• Brush Sets• Spring Sets• Commutators	Parts <ul style="list-style-type: none">• No Brush Sets• No Spring Sets• No Commutators
Labor <ul style="list-style-type: none">• Monthly Cleaning• Removing Carbon Dust• Monthly Brush Inspections• Replacing Brushes & Springs• Servicing Commutators	Labor <ul style="list-style-type: none">• No Monthly Cleaning• No Carbon Dust• No Brushes• No Brushes & Springs• No Commutators

Also, our design provides easy serviceability of lift rams, and lower pressure in hydraulics.



DC motor vs. AC motor

DC brushes and commutators are the highest wear items. Motor brushes have to be changed regularly and cause messy carbon dust, which needs regular cleaning to prevent build up in the motor compartment. Replacing or adjusting a commutator is a labor-intensive process that requires disassembling and rebuilding the motor.

In addition, the new 8000 Series features a variety of design innovations to simplify maintenance and reduce costs:



High-impact polymer cover won't bend, dent or rust.



Lightweight cover is removed quickly for fast access to the drive compartment.



Built-in hour meter reading and error code display allows fast troubleshooting. No separate handheld device is needed.



Drive tire is more accessible and easy to change – just remove five bolts. It's like changing a car tire. There is no need to disassemble the transmission.



All components are conveniently and logically arranged for faster maintenance: electronics on the left, hydraulics on the right.



Easy-to-remove handle simplifies service – just remove four screws.



New end bell bracket allows easier access to the brakes.



New access holes allow easier load wheel maintenance, and **conveniently placed grease fittings** simplify lubrication.

Choose the tough new truck that's right for you.



Model 8300 Walkie Pallet Truck
6,000 lb. capacity



Model 8400 End Rider Pallet Truck
6,000 lb. and 8,000 lb. capacities



Model 8500 Center Rider Pallet Truck
6,000 lb. and 8,000 lb. capacities



Model 8600 Tow Tractor
10,000 lb. towing capacity

MODEL 8300 DIMENSIONS AND SPECIFICATIONS						
Single Pallet (6K)						
Actual Fork Length	in.	32	36	42	48	60
Overall Length	in.	64.1	68.1	74.1	80.1	92.1
Weight, Less Battery	lb.	1000	1014	1036	1058	1108
Truck OAW	in.	28				
Fork Width (each)	in.	9.0				
Fork OAW	in.	27.0				
Head Length	in.	32.1				
Elevated Height	in.	9.25				
Max. Capacity	lb.	6000				
Drive Tire, rubber	in.	12 x 4.75				
Load Tire, poly (2)	in.	3.25 x 5.91				
Travel Speed	mph	3.9 unloaded		3.9 loaded		

MODEL 8400 DIMENSIONS AND SPECIFICATIONS												
Single Pallet (6K)							Double Pallet (6K & 8K)				Triple Pallet (8K)	
Actual Fork Length	in.	32	36	42	48	60	84	93	96	103	115	144
Overall Length	in.	74.8	78.8	84.8	90.8	102.8	127.3	136.3	139.3	146.3	158.3	187.3
Weight, Less Battery*	lb.	1175	1190	1212	1234	1284	1570	1610	1620	1650	1770	1870
Truck OAW	in.	36										
Fork Width (each)	in.	9.0					10.0					
Fork OAW	in.	27.0					27.5					
Head Length	in.	42.8					43.3					
Elevated Height	in.	9.25										
Max. Capacity	lb.	6000					8000					
Drive Tire, rubber	in.	12 x 4.75					12 x 4.75					
Load Tire, poly (2)	in.	3.25 x 5.91					3.25 x 5.91					
Travel Speed	mph	9.0 unloaded		6.5 loaded			9.0 unloaded			6.2 loaded		

* Deduct 210 lbs. for 6K weights for Double Pallet Jacks

MODEL 8500 DIMENSIONS AND SPECIFICATIONS											
Single Pallet (6K)						Double Pallet (6K & 8K)				Triple Pallet (8K)	
Actual Fork Length	in.	36	42	48	60	84	93	96	103	115	144
Overall Length	in.	90.6	96.6	102.6	114.6	138.6	147.6	150.6	157.6	168.6	198.6
Weight, Less Battery*	lb.	1280	1300	1320	1370	1940	1980	1990	2015	2140	2240
Truck OAW	in.	32.5									
Fork Width (each)	in.	9.0				10.0					
Fork OAW	in.	27.0				27.5					
Head Length	in.	54.6									
Elevated Height	in.	9.25									
Max. Capacity	lb.	6000				8000					
Drive Tire, rubber	in.	10 x 4.75				10 x 4.75					
Load Tire, poly (2)	in.	3.25 x 5.91				3.25 x 5.91					
Travel Speed	mph	9.0 unloaded		6.5 loaded		9.0 unloaded			6.2 loaded		

* Deduct 210 lbs. for 6K weights for Double Pallet Jacks

MODEL 8600 DIMENSIONS AND SPECIFICATIONS			
Tow Tractor			
Actual Fork Length	in.	N/A	
Overall Length	in.	53.25	
Weight, Less Battery	lb.	1190	
Truck OAW	in.	32.5	
Fork Width (each)	in.	N/A	
Fork OAW	in.	N/A	
Head Length	in.	N/A	
Elevated Height	in.	N/A	
Max. Capacity	lb.	10,000	
Drive Tire, rubber	in.	10 x 4.75	
Load Tire, poly (2)	in.	6 x 3	
Travel Speed	mph	9 unloaded	

No matter which *Raymond* 8000 Series pallet truck or tow tractor you select, you'll get the best in durability and productivity.



Due to continuous product improvement, specifications are subject to change without notice or obligation.
Raymond, Above. And beyond., ACR System and CoastPRO are U.S. trademarks of The Raymond Corporation.
© 2007 The Raymond Corporation, Greene, NY. Printed in USA.
SIPB-0100 905CT-30

RAYMOND
Above. And beyond.®

The Raymond Corporation
P.O. Box 130
Greene, New York 13778-0130
Toll free 1 (800) 235-7200
Fax 1 (607) 656-9005

www.raymondcorp.com